

# GUIDELINES

## ANTI-RAGGING CELL AFFIDAVIT

## Step1:

Go to <https://www.antiragging.in/>

Please note the helpline number and email-id for using while filling up the form.



The image shows the top section of the website. At the top left is the logo for ANTI RAGGING. To its right is a navigation menu with the following items: Home, Ragging Related Circulars, Information Packs, FAQs, Feedback, Compliance, Useful Links, and Contact. Below the navigation is a large banner with a dark background and an illustration of a group of diverse people. The text on the banner reads: "National Anti Ragging Help Line", "1800-180-5522", "24x7 Toll Free Number", and "helpline@antiragging.in". A red arrow points to the phone number. At the bottom left of the banner is a red button with the text "Who are we ?".

**ANTI RAGGING**

Home Ragging Related Circulars Information Packs FAQs Feedback Compliance Useful Links Contact

**National Anti Ragging Help Line**  
**1800-180-5522**  
24x7 Toll Free Number  
helpline@antiragging.in

Who are we ?

## Step 2:

Scroll down the page and click “Register For Undertaking”



The screenshot shows the top navigation bar of the ANTI RAGGING website. The navigation menu includes: Home, Ragging Related, Circulars, Information Packs, FAQs, Feedback, Compliance, Useful Links, and Contact. Below the navigation bar, there are four main content tiles. A large red arrow points to the first tile, which is titled "Register For Undertaking" and features an illustration of two children. The other tiles are: "Get Your Undertaking Document" (illustration of a document), "Register Complaint" (illustration of a person being helped), and "Compliance" (illustration of a clipboard). A small red button with an upward arrow is located in the bottom right corner.

**ANTI RAGGING** Home Ragging Related Circulars Information Packs FAQs Feedback Compliance Useful Links Contact

**STOP BULLYING**  
Register For Undertaking

Get Your Undertaking Document

Register Complaint

Compliance

## Step 3:

Click “Affiliated College”



[Home](#)

[Information Packs](#)

[Feedback](#)

[FAQs](#)

[Compliance](#)

[Useful Links](#)

[Contact Us](#)

[Videos On Ragging](#)

### You are going to fill an Affidavit for antiragging

#### TO BE FILLED BY A STUDENT

Fields marked with \* are compulsory.

- If you do not have an E mail address please create one before you fill in this form.
- If your mother or father or guardian does not have a phone or a mobile phone or email then please give the numbers or email of their friends or relations or neighbors.
- If you do not have a mobile number, then please give the mobile number of your friend in the college.

After filling this form successfully you can download the Student's Anti Ragging Undertaking and the Parents Anti Ragging Undertaking from the website. Please print both the Undertaking, sign them yourself, request your parents to read the details and request them to sign their Undertaking and then present both at your college at the time of registration, each year.



Choose your Educational Institute Type  
(Follow \*\* For Help)

**Affiliated College**

**Standalone College**

**University**

\*\*Affiliated College :- Colleges that are affiliated with any university. (Any Regular college)

\*\*Standalone Institute :- Institutes which are not dependent on any university. (Teacher Training, Nursing etc)

## Step 4:

Fill up the “Student’s Details”



[Home](#)

[Information Packs](#)

[FAQs](#)

[Feedback](#)

[Compliance](#)

[Useful Links](#)

[Contact Us](#)

[Videos On Ragging](#)

### Affidavit Registration Form For Affiliated Colleges

Fields marked with \* are compulsory.

Student's Details	
First Name *	<input type="text" value="First Name"/>
Middle Name	<input type="text" value="Middle Name"/>
Surname / Last Name *	<input type="text" value="Surname / Last Name"/>
Gender *	<input type="text" value="Male"/>
Nationality*	<input type="text" value="Nationality"/>
State*	<input type="text" value="Select State"/>
City*	<input type="text" value="City"/>
Mobile Number*	<input type="text" value="+91"/> <input type="text" value="Mobile Number"/>

## Step 5:

Fill up “Parent/Guardian Details”

**ANTI RAGGING** [Home](#) [Information Packs](#) [FAQs](#) [Feedback](#) [Compliance](#) [Useful Links](#) [Contact Us](#) [Videos On Ragging](#)

Mobile Number\*

Email\*

### Parent / Guardian Details

Parent / Guardian Name\*


Parent / Guardian Phone Number\*

Parent / Guardian address\*

Parent / Guardian Email\*

Parent / Guardian City\*

Parent / Guardian State\*



## Step 6:

Fill up “College and Course Details” with the information given below


**ANTI RAGGING** [Home](#) [Information Packs](#) [FAQs](#) [Feedback](#) [Compliance](#) [Useful Links](#) [Contact Us](#) [Videos On Ragging](#)

### College Details

State in which college is based*	WEST BENGAL
College Name*	Select College
Name of Affiliated University *	
Director's Name *	Dr. PRADIPTA KUMAR BASU
College Phone Number*	+91 8240720525
College Landline Number	College Landline Number
Nearest Police station *	Mangalkote Police Station

### Course Details

Under Graduate or Post Graduate*	Select
----------------------------------	--------



# Step 7:

Please Tick the Circles on the left side under “UGC Regulations

**ANTI RAGGING**   [Home](#)   [Information Packs](#)   [FAQs](#)   [Feedback](#)   [Compliance](#)   [Useful Links](#)   [Contact Us](#)   [Videos On Ragging](#)

## UGC Regulations

I confirm that I have read UGC's regulations on Ragging.(To read, click on the link [ABSTRACT OF UGC REGULATIONS ON RAGGING](#))

I confirm that I have read the Judgment of the Hon. Supreme Court on prevention of Ragging.(To read, click on the link [SUMMARY OF THE JUDGMENT OF THE HON. SUPREME COURT](#) )

I promise that I will not indulge in Ragging or any form of violent behaviour. Neither will I tolerate being ragged or subjected to violence.

I understand that if I am accused of Ragging, the responsibility is on me to prove that I am not guilty.


I will not remain a spectator to acts of Ragging. I will report the matter immediately to my Principal/Director and/or to the Anti Ragging Help line at 1800 180 5522 or email to [info@antiragging.in](mailto:info@antiragging.in)

## Confidential Survey

Please answer these questions truthfully and honestly because this survey is totally Confidential, So no part of this survey is going to show anything to your college.  
Your college will only know that you have participated in this survey

Were you ever ragged ? \*       No       Yes

Did you ever rag anybody ? \*       No       Yes





## Step 8:

Click 'Yes' or 'No' to all the questions under  
“Confidential Survey” and then click “Submit Form”

I will not remain a spectator to acts of Ragging. I will report the matter immediately to my Principal/Director and/or to the Anti Ragging Help line at 1800 180 5522 or email to info@antiragging.in

### Confidential Survey

Please answer these questions truthfully and honestly because this survey is totally Confidential, So no part of this survey is going to show anything to your college.

Your college will only know that you have participated in this survey

Were you ever ragged ? \*

No

Yes

Did you ever rag anybody ? \*

No

Yes

What is the phone number of National Anti Ragging Help Line \*

Does ragging happen in your college ? \*

No

Mild

Severe

**WARNING: Please Recheck Your Details (speacially Email addresses and Mobile) Before Submitting the form**

I have rechecked the form and confirm that all the details are correct.

**Submit Form**



## Step 9:

Go back to this page and click “Get Your Undertaking Document”.

Please Print and submit the hardcopy at the college office on 12<sup>th</sup> October 2022.

